

## Women students at Nitte (Deemed to be University) Report 2018

Nitte (Deemed to be University) is committed to promoting gender equity and encouraging women's participation in its programs.

### Measuring success of women

The success of women students in the University is measured using the following metrics:

1. Application rate - defined as the percentage of women amongst the applicants for the University's degree programs
2. Entry rate – defined as the percentage of women entering (admitted) to the University's degree programs
3. Completion rate – defined as the percentage of women who complete the program within minimum stipulated time.

### Identification of gaps

Gaps in these metrics with respect to corresponding measures for men students. If the rates for women are lesser by more than 5%, it indicates a need for further analysis and action.

Data and observations are presented for the year 2018 in the following pages of this report.



### Application rates

Defined as the percentage of women amongst the applicants for the University's degree programs

- Overall, 65% of the applications received were from women
- The application rate was substantially higher than the application rate for men
- The application rates for women ranged from 42% to 92% for the various programs of the University. See Figure 1 for details.
- Thus, the application rates for women ranges from good to excellent for the programs of the University.

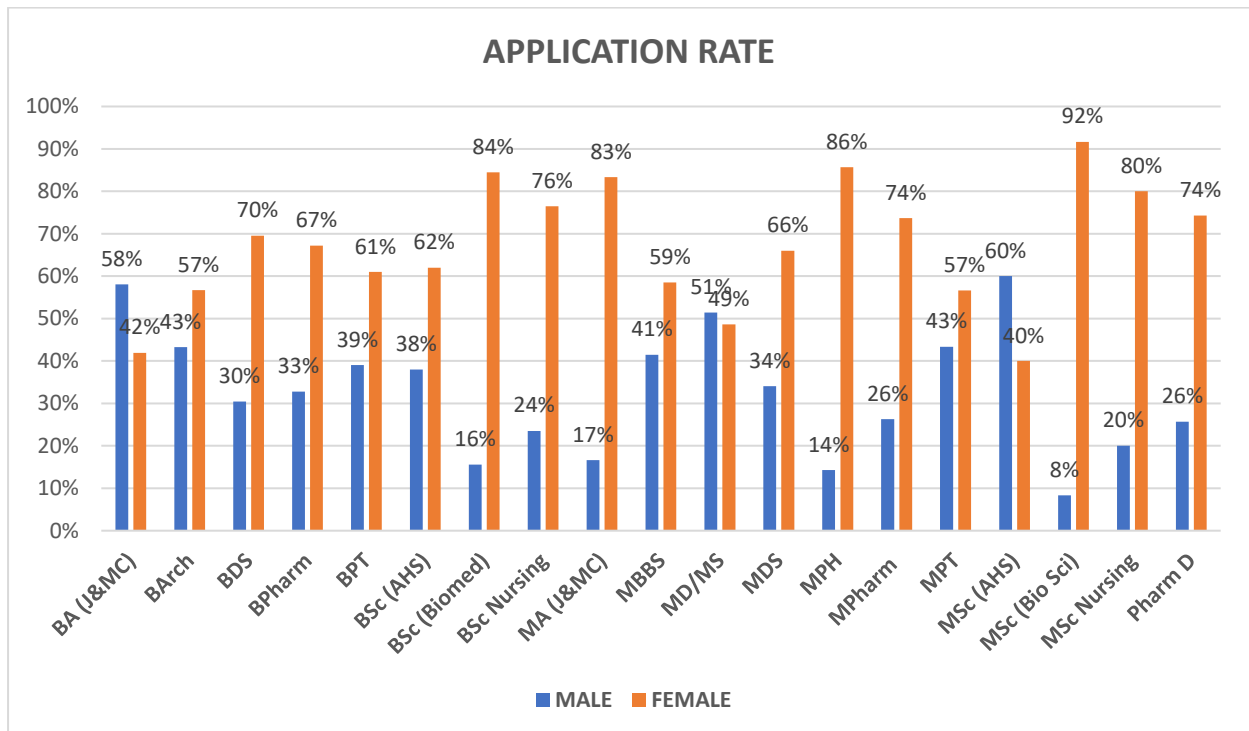


Figure 1: Application rates for men and women aspirants for the programs of NitteDU in 2018



### Entry rates

Defined as the percentage of women entering (admitted) to the University's degree programs

- Overall, the entry rate for women applicants was 66%
- The entry rate for women was almost twice that of men.
- Entry rates ranged from 42% to 92% for the different programs of the University. See Figure 2 for details.
- In summary, entry rates were high to exceptionally high for the University's programs

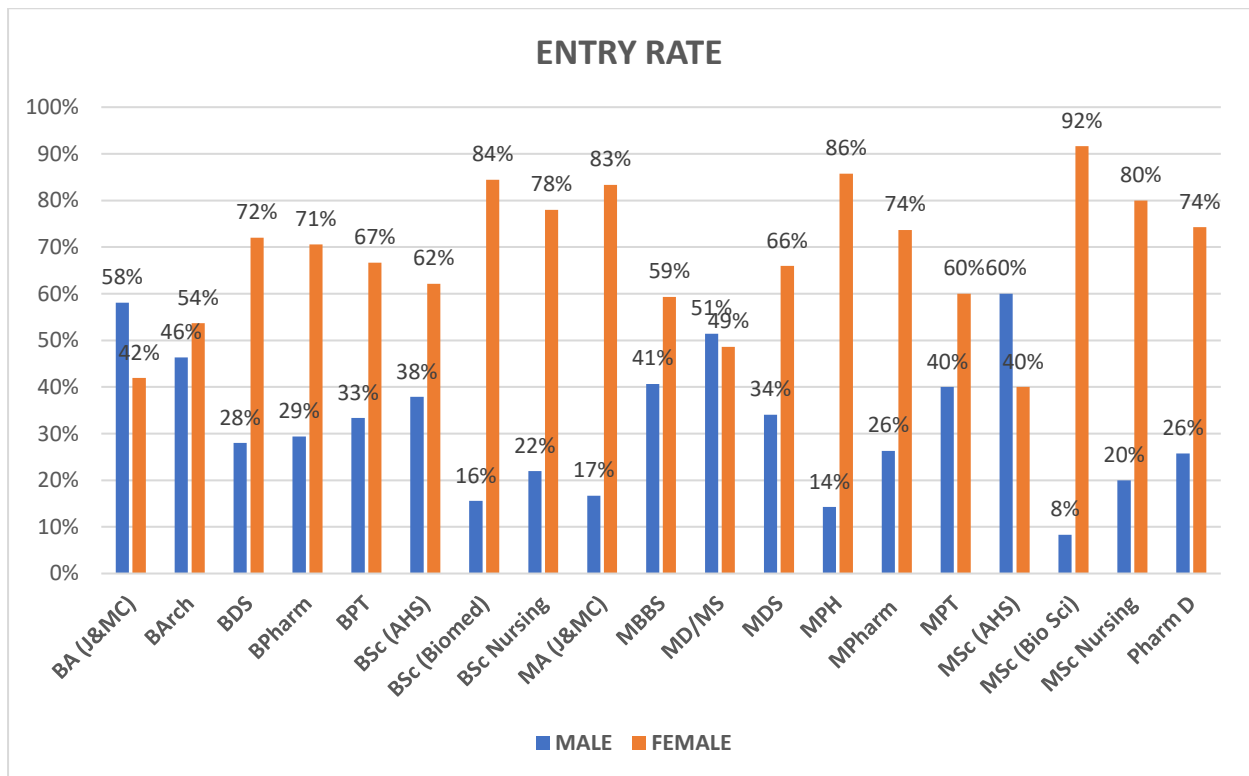


Figure 2: Entry rates for men and women into programs of NitteDU in 2018



### Completion rates

Defined as the percentage of women who complete the program within minimum stipulated time.

- When averaged across all the programs of the University, 93% women students completed their programs within minimum stipulated time.
- Compared to the completion rate for men which was at 86%, women have a higher completion rate.
- The completion rate for women students ranged from 82% to 100%. See Figure 3 for details.
- Women students' completion rates are satisfactory across the programs of the University.

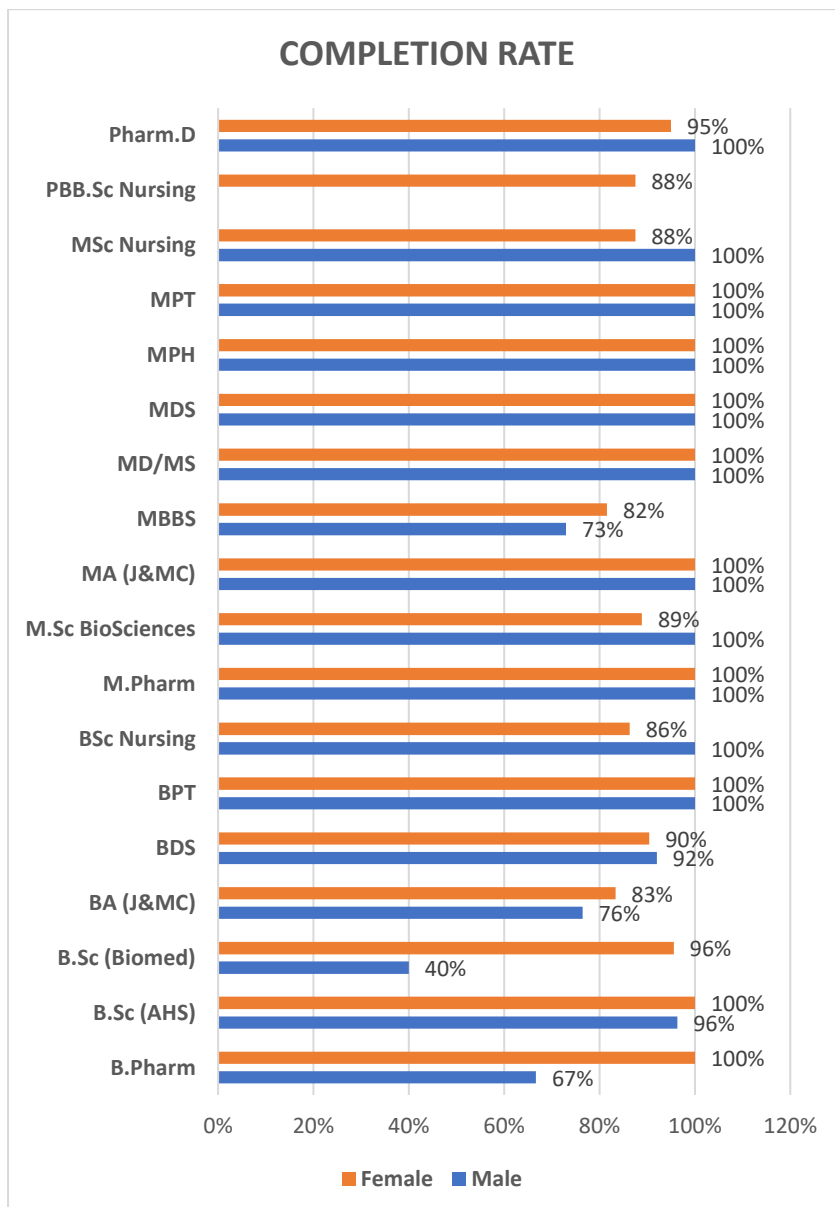


Figure 3: Completion rates for men and women students in various the programs of NitteDU in 2018