

Women students at Nitte (Deemed to be University) Report - 2017

Nitte (Deemed to be University) is committed to promoting gender equity and encouraging women's participation in its programs.

Measuring success of women

The success of women students in the University is measured using the following metrics:

1. Application rate - defined as the percentage of women amongst the applicants for the University's degree programs
2. Entry rate – defined as the percentage of women entering (admitted) to the University's degree programs
3. Completion rate – defined as the percentage of women who complete the program within minimum stipulated time.

Identification of gaps

Gaps in these metrics with respect to corresponding measures for men students. If the rates for women are lesser by more than 5%, it indicates a need for further analysis and action.

Data and observations are presented for the year 2017 in the following pages of this report.



Application rates

Defined as the percentage of women amongst the applicants for the University's degree programs

- Overall, 67% of the applications received were from women
- The application rate was substantially higher than the application rate for men
- The application rates for women ranged from 55% to 88% for the various programs of the University. See Figure 1 for details
- Thus, the application rates for women ranges from good to excellent for the programs of the University.

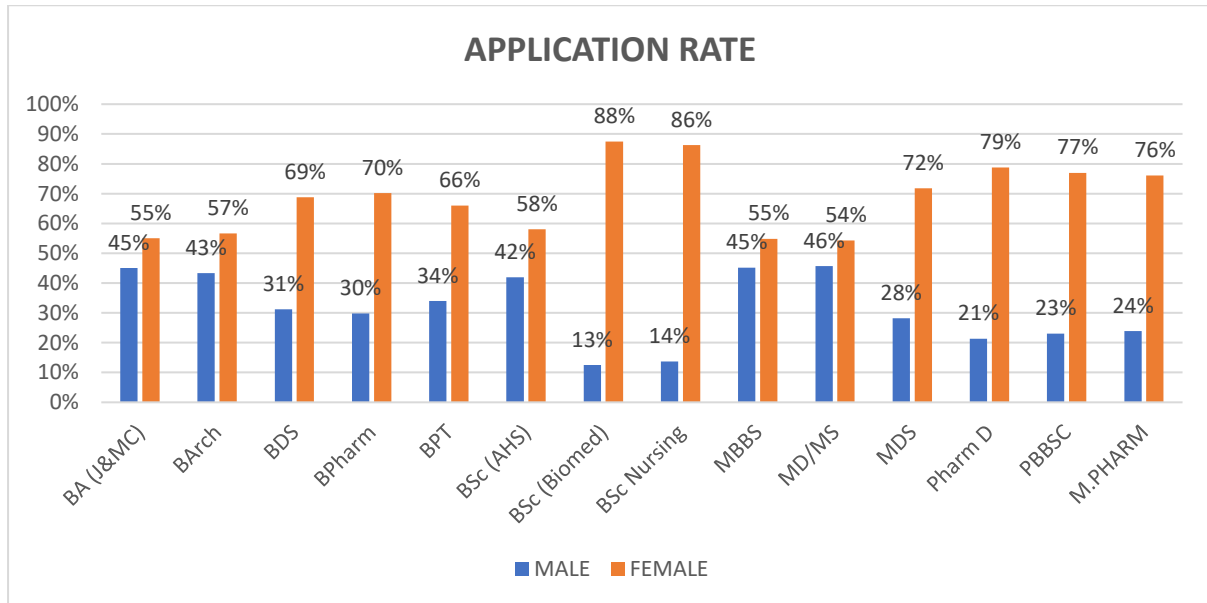


Figure 1: Application rates for men and women aspirants for the programs of NitteDU in 2017



Entry rates

Defined as the percentage of women entering (admitted) to the University's degree programs

- Overall, the entry rate for women applicants was 69%
- The entry rate for women was almost twice that of men.
- Entry rates ranged from 54% to 89% for the different programs of the University. See Figure 2 for details
- In summary, entry rates were high to exceptionally high for the University's programs

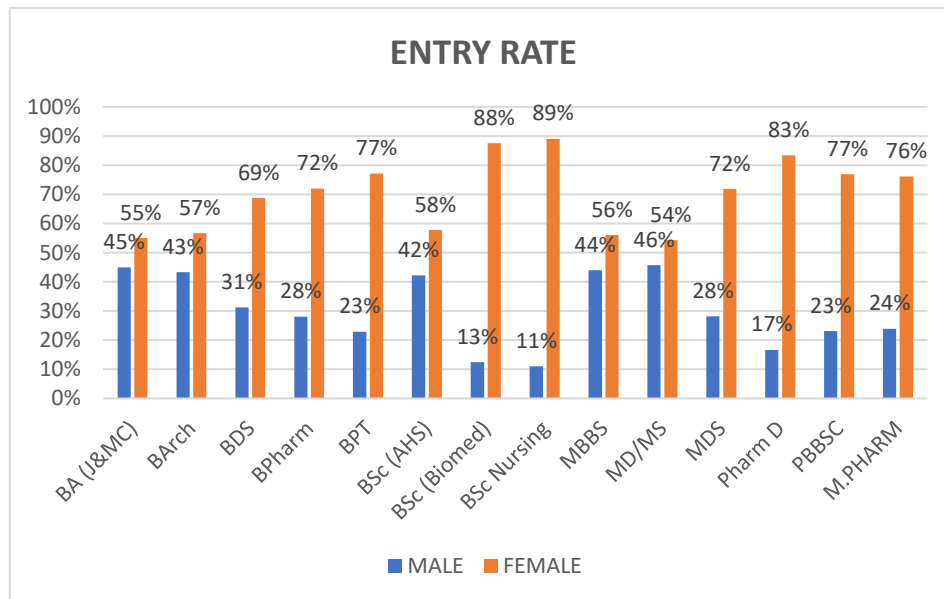


Figure 2: Entry rates for men and women into programs of NitteDU in 2017



Completion rates

Defined as the percentage of women who complete the program within minimum stipulated time.

- When averaged across all the programs of the University, 90% women students completed their programs within minimum stipulated time.
- Compared to the completion rate for men which was at 77%, women have a significantly higher completion rate.
- The completion rate for women students ranged from 80% to 100%. See Figure 3 for details.
- Women students' completion rates are satisfactory across the programs of the University.

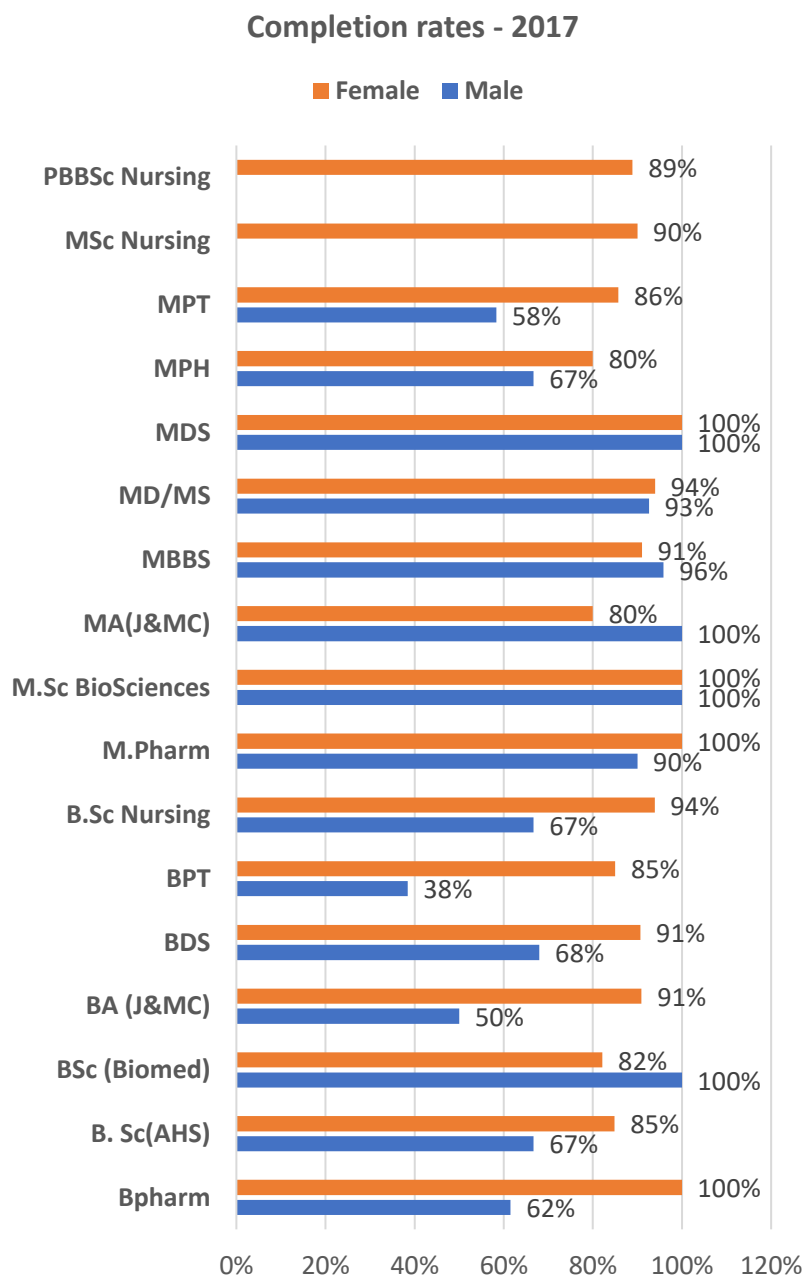


Figure 3: Completion rates for men and women students in various the programs of NitteDU in 2017